



- GENERAL NOTES:**
- CONNECT ALL EXIT AND EM LIGHTS TO CIRCUITS SHOWN AHEAD OF LOCAL SWITCHING.
  - LUMINAIRES DENOTED "LM" SHALL BE CONNECTED AHEAD OF LOCAL SWITCHING.
  - REFER TO ARCHITECTURAL REFLECTED CEILING PLAN FOR EXACT LIGHTING FIXTURE LOCATIONS.
  - REFER TO MECHANICAL PLANS FOR EXACT LOCATIONS OF ALL MECHANICAL EQUIPMENT.
  - ALL CONDUCTORS SHALL BE COPPER AND #12 UNLESS OTHERWISE NOTED.
  - ALL SWITCHES, CONVENIENCE RECEPTACLES, AND PLATES SHALL BE WHITE NONMETALLIC UNLESS NOTED. CONFIRM COLOR WITH ARCHITECT PRIOR TO ORDERING DEVICES.
  - LABEL ALL JUNCTION BOXES WITH CIRCUIT NUMBERING DURING ROUGH-IN OF CONDUIT SYSTEM.
  - COPIES OF ALL INSTALLATION, OPERATIONAL AND MAINTENANCE MATERIALS ARE TO BE SAVED PROVIDED TO THE PROJECT MANAGER FOR ASSEMBLY AND DELIVERY TO THE CONTRACTOR AND OWNER.
  - THE ELECTRICAL CONTRACTOR JOB FOREMAN SHALL DOCUMENT ALL UNDERGROUND FEEDERS AS WELL AS ANY DEVIATIONS TO THE CONSTRUCTION DOCUMENTS ON THE RECORD DRAWINGS. SHOW DIMENSIONS ONLY WHEN ACCURACY CAN BE ASSURED.
  - FIRE ALARM DEVICES ARE NOT SHOWN ON DRAWINGS AT THIS TIME. FIRE ALARM SHOP DRAWINGS SHALL BE PROVIDED BY A LICENSED FIRE ALARM CONTRACTOR AND SIGNED AND SEALED BY A PROFESSIONAL ENGINEER. FINAL LOCATIONS OF DEVICES, ONCE APPROVED BY THE AIA, WILL THEN BE TRANSFERRED TO THE ELECTRICAL CONSTRUCTION DRAWINGS.

**DETAIL NOTES:** THIS SHEET ONLY  
 SEE POLE BASE DETAIL ON SHEET 65.1



1820 Folsom Street  
 Boulder, Colorado 80302  
 phone 303.449.6900

BRITTS ELECTRIC, LLC  
 10000 W. 10TH AVE.  
 DENVER, CO 80202

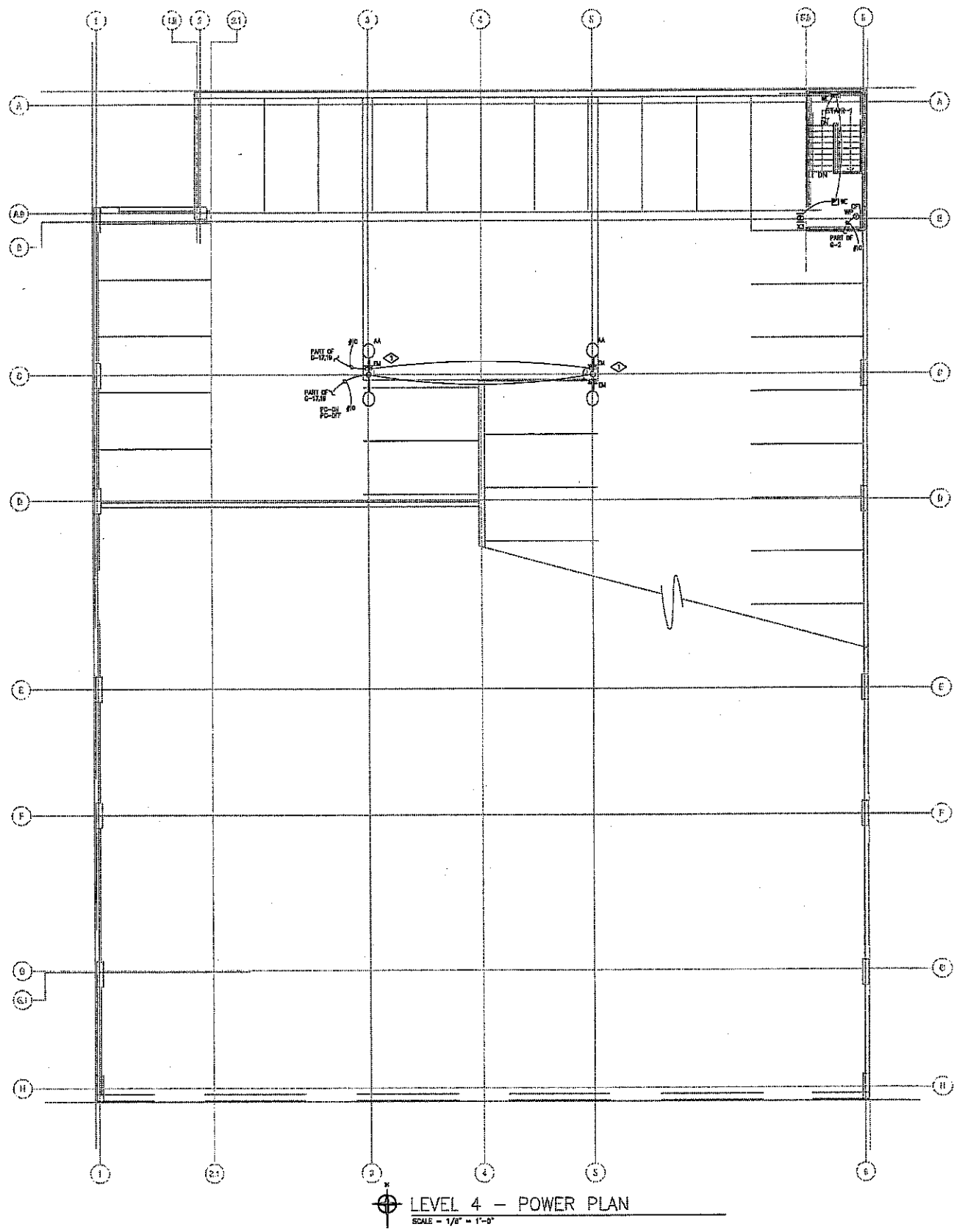
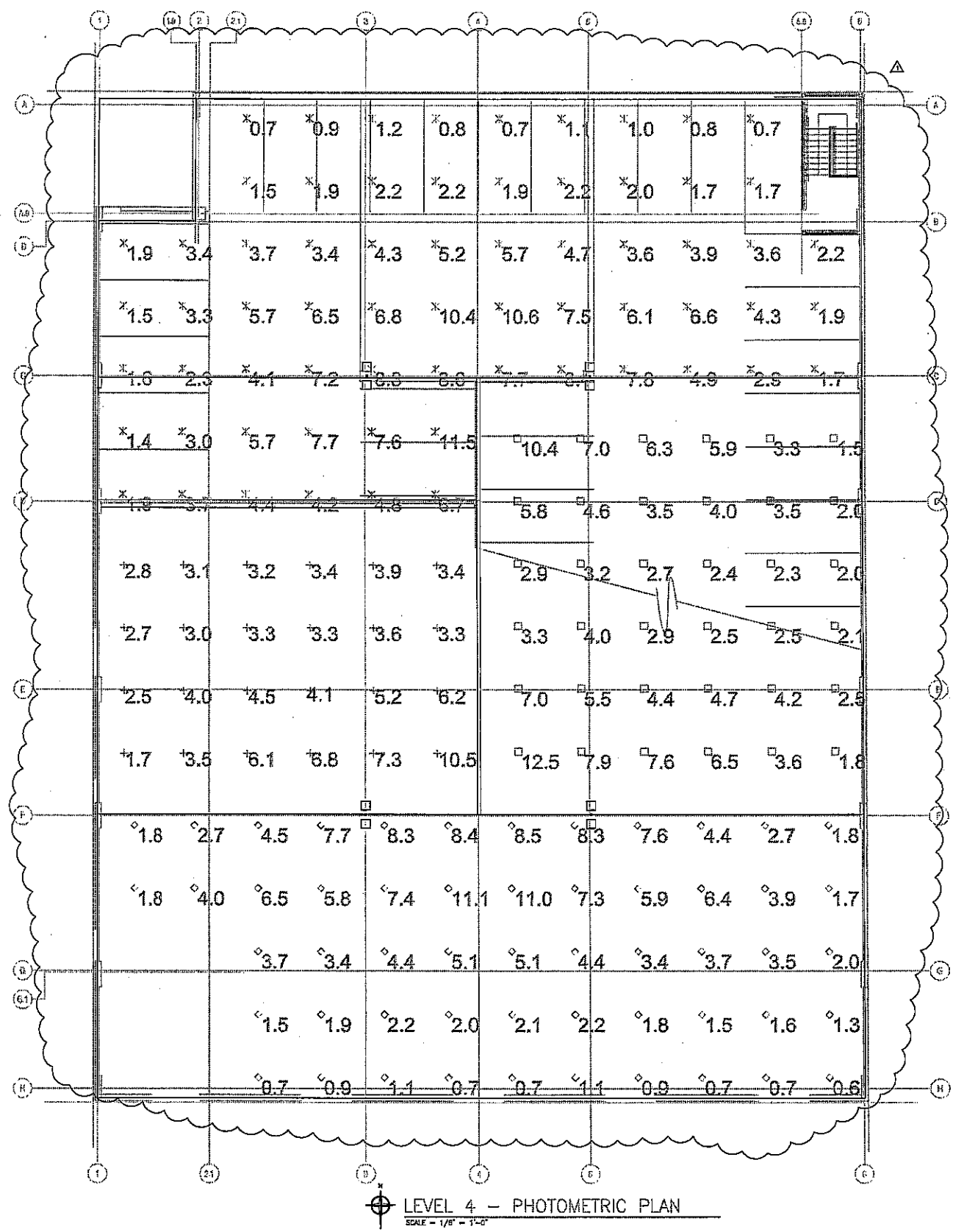
**GOLDEN GURA GARAGE**  
 Jackson St.  
 Golden, Colorado

PROJ. NO. 15038.00  
 DRAWN: LNS/CW  
 CHECKED: LNS  
 CADD FILE: 5060 Garage-4  
 DATE: 6.16.2005  
 REVISIONS:  
 Δ 07/11/05

©OZ ARCHITECTURE

GATEWAY STATION  
 100% CD  
 SHEET TITLE:  
 LEVEL 4  
 POWER PLAN

SCALE: AS NOTED  
 SHEET NUMBER:  
**E2.04**





1820 Folsom Street  
 Boulder, Colorado 80302  
 phone: 303.449.8900

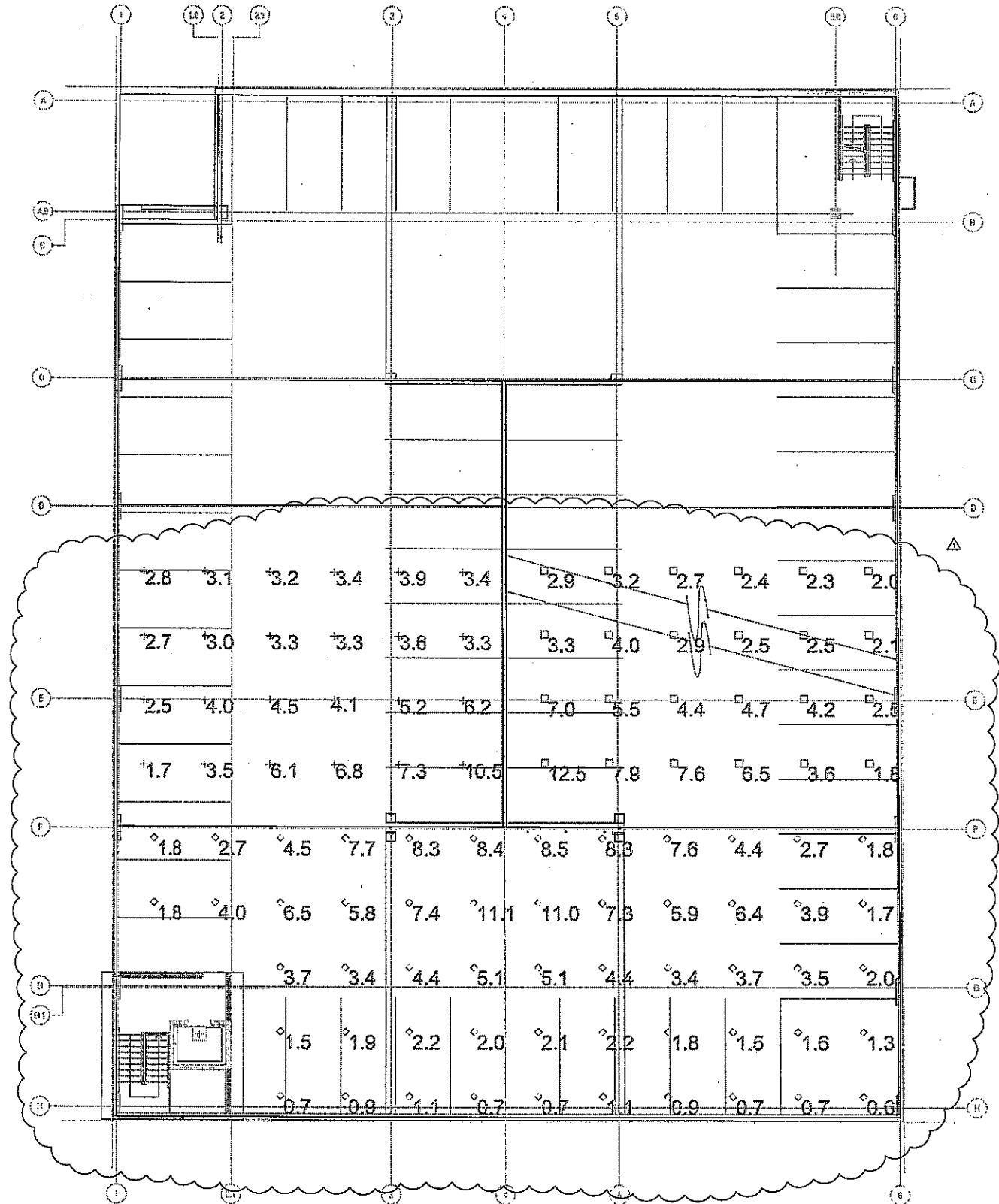


# GOLDEN GURA GARAGE

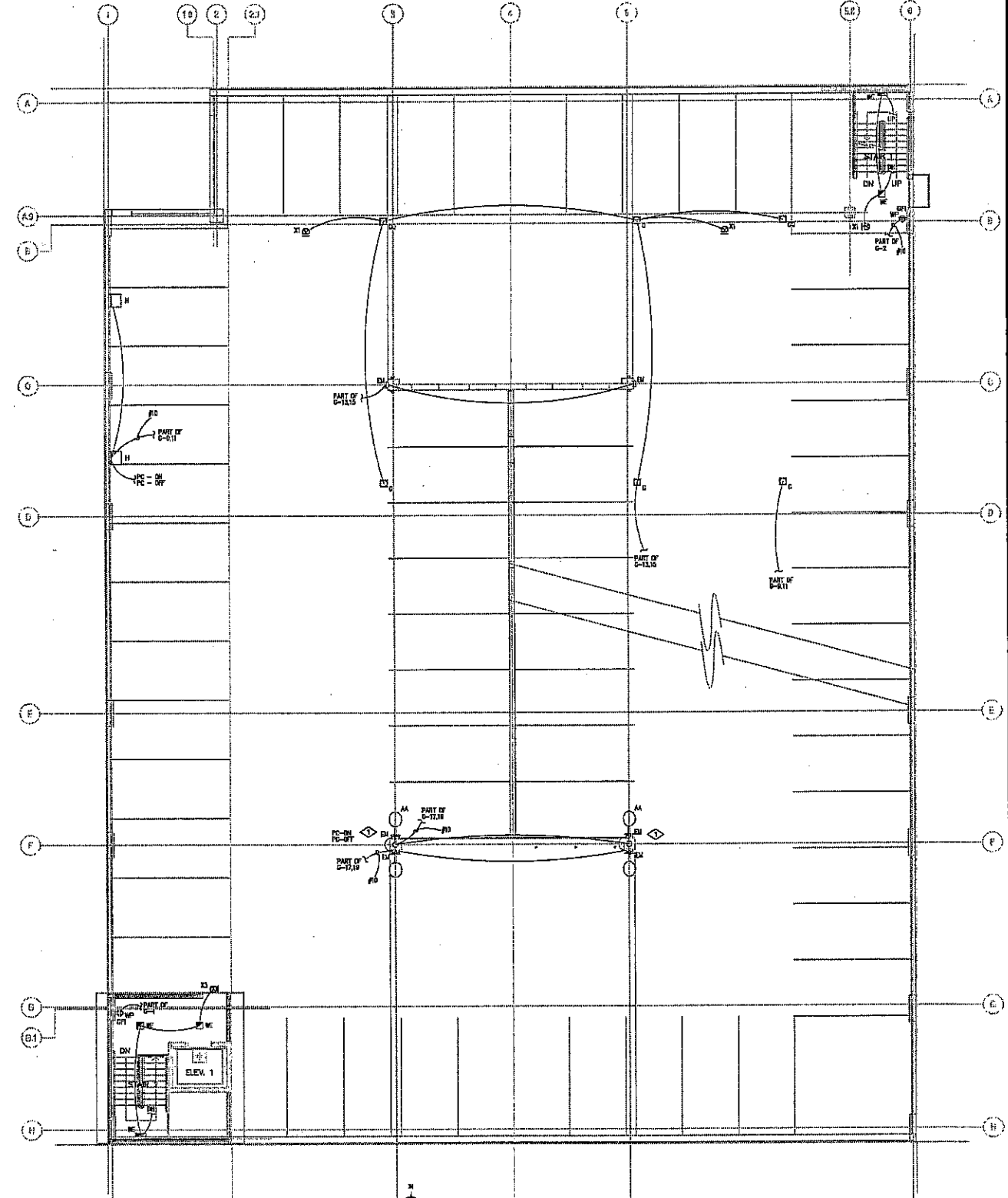
Jackson St.  
 Golden, Colorado

- GENERAL NOTES:**
- CONNECT ALL EXT AND EM LIGHTS TO CIRCUITS SHOWN AHEAD OF LOCAL SWITCHING.
  - LUMINAIRES DENOTED "HL" SHALL BE CONNECTED AHEAD OF LOCAL SWITCHING.
  - REFER TO ARCHITECTURAL REFLECTED CEILING PLAN FOR EXACT LIGHTING FIXTURE LOCATIONS.
  - REFER TO MECHANICAL PLANS FOR EXACT LOCATIONS OF ALL MECHANICAL EQUIPMENT.
  - ALL CONDUCTORS SHALL BE COPPER AND #12 UNLESS OTHERWISE NOTED.
  - ALL SWITCHES, CONVENIENCE RECEPTACLES, AND PLATES SHALL BE WHITE NONMETALLIC UNLESS NOTED. CONFIRM COLOR WITH ARCHITECT PRIOR TO ORDERING DEVICES.
  - LABEL ALL JUNCTION BOXES WITH CIRCUIT NUMBERING DURING ROUGH-IN OF CONDUIT SYSTEM.
  - COPIES OF ALL INSTALLATION, OPERATIONAL, AND MAINTENANCE MATERIALS ARE TO BE SAVED PROVIDED TO THE PROJECT MANAGER FOR ASSEMBLY AND DELIVERY TO THE CONTRACTOR AND OWNER.
  - THE ELECTRICAL CONTRACTOR JOB FOREMAN SHALL DOCUMENT ALL UNDERGROUND FEEDERS AS WELL AS ANY DEVIATIONS TO THE CONSTRUCTION DOCUMENTS ON THE RECORD DRAWINGS. SHOW DIMENSIONS ONLY WHEN ACCURACY CAN BE ASSURED.
  - FIRE ALARM DEVICES ARE NOT SHOWN ON DRAWINGS AT THIS TIME. FIRE ALARM SHOP DRAWINGS SHALL BE PROVIDED BY A LICENSED FIRE ALARM CONTRACTOR AND SIGNED AND SEALED BY A PROFESSIONAL ENGINEER. FINAL LOCATIONS OF DEVICES, ONCE APPROVED BY THE AHJ, WILL THEN BE TRANSFERRED TO THE ELECTRICAL CONSTRUCTION DRAWINGS.

**DETAIL NOTES:**  
 SEE POLE BASE DETAILS ON SHEET 55.1



LEVEL 3 - PHOTOMETRIC PLAN  
 SCALE = 1/8" = 1'-0"



LEVEL 3 - POWER PLAN  
 SCALE = 1/8" = 1'-0"

PROJ. NO. 15038.00  
 DRAWN: LNS/CW  
 CHECKED: LNS  
 CADD FILE: 5080 Garage-3  
 DATE: 6.16.2006  
 REVISIONS:  
 07/11/06

©OZ ARCHITECTURE

GATEWAY STATION  
 100% CD  
 SHEET TITLE:  
 LEVEL 3  
 POWER PLAN

SCALE: AS NOTED  
 SHEET NUMBER:  
**E2.03**